

# Magic “e” Activities

These activities help children to learn more about magic “e”.

## Activities Included:

- Magic “e” board game (play in partners) - This game includes CVC words that can be transformed into new words when a “magic e” is added. You can play the games by orally saying the vowel sound in each word (e.g. short a or long a). There is also a game recording sheet which allows children to practice writing CVC words and CVCe words. There are two versions of the recording sheets to choose from.
- Magic “e” worksheets - These worksheets help children to practice writing long vowel sounds using a “magic e”.



## Author:

This resource was created by Rosemary Sarich of [Fairy Poppins](#) for [Playdough To Plato](#).



## Graphics by:



cutesiness

# Game Instructions

## Set up

- This is a two player board game.
- Each player needs a counter, their own game recording sheet and a different colored pencil.

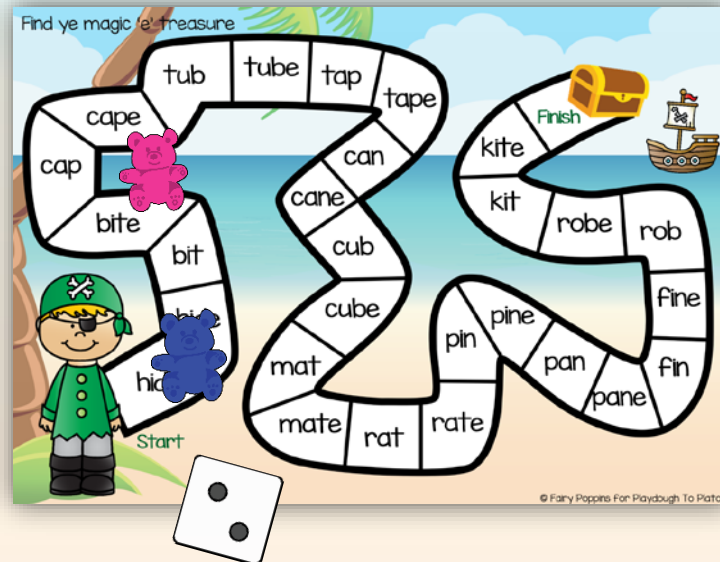
## Instructions

1. Roll a die and moves that number of spaces.
  2. Write the word you land on in the correct column. If it is a three letter word such as "hid" it goes in the CVC column. If the word has an e at the end like "hide" it goes in the "magic e" column.
  3. The first player to reach the finish wins.
  4. Swap your recording sheet with your partner.
  5. Fill in the missing words on each other's recording sheet.
- Talk about how the "magic e" changes the words. E.g. "Magic e turned cap into cape, cap has a **short a** sound and cape has a **long a** sound"

Player 1 - game board answers

Player 2 - fills in the missing answers

	CVC e.g. cut	Magic "e" e.g. cute
Round 1	hid	hide
Round 2	hid	hide
Round 3	cap	cape
Round 4	tub	tube
Round 5	mat	mate
Round 6	fin	fine
Round 7	rob	robe
Round 8	kit	kite



Find ye magic "e" treasure

tub tube tap tape  
cape can cane cub cube  
cap bite bit hide hid  
mat mate rat rate

kite kit robe rob  
fine pin pine pan pane fin  
Finish



Start

	CVC e.g. cut	Magic "e" e.g. cute
Round 1		
Round 2		
Round 3		
Round 4		
Round 5		
Round 6		
Round 7		
Round 8		

Game Recording Sheet  
Player 1


-----



	CVC e.g. cut	Magic "e" e.g. cute
Round 1		
Round 2		
Round 3		
Round 4		
Round 5		
Round 6		
Round 7		
Round 8		

Game Recording Sheet  
Player 2

-----



	<b>CVC</b> e.g. cut	<b>CVCe</b> e.g. cute
Round 1		
Round 2		
Round 3		
Round 4		
Round 5		
Round 6		
Round 7		
Round 8		

Game Recording Sheet  
Player 1


-----



	<b>CVC</b> e.g. cut	<b>CVCe</b> e.g. cute
Round 1		
Round 2		
Round 3		
Round 4		
Round 5		
Round 6		
Round 7		
Round 8		

Game Recording Sheet  
Player 2

-----




Name \_\_\_\_\_


# CVCe Words - Magic "e"

Instructions: Look at the picture and write the missing long vowel sound.


a-e      i-e      o-e      u-e




t       b




f       c




c       p




b       n




b       k




h       d



c       n



b       t



r       b




c       k

Name \_\_\_\_\_

# CVCe Words - Magic "e"

Instructions: Look at the picture and write the missing long vowel sound.


a-e      i-e      o-e      u-e




k    ○    t    ○




r    ○    k    ○




h    ○    s    ○




n    ○    n    ○




f    ○    m    ○



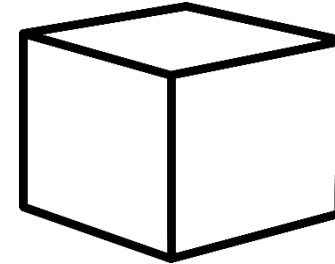
r    ○    s    ○



d    ○    c    ○



sn    ○    k    ○



c    ○    b    ○



h    ○    m    ○