

love these? find more!

© Playdough to Plato.

Available on...

Playdough to Plato & Teachers Pay Teachers.

life cycle hat

SKILL-

Recognize and sequence the stages of a caterpillar's life cycle.

ACTIVITY-

Have students color their picture sheet.

Then ask children to carefully cut the objects out and glue them onto a strip of green paper that's 3 inches wide x 24 inches long. (You likely need to staple two strips of 3 inch x 12 inch paper together to make a long strip.)

From left to right, the order of objects will be:

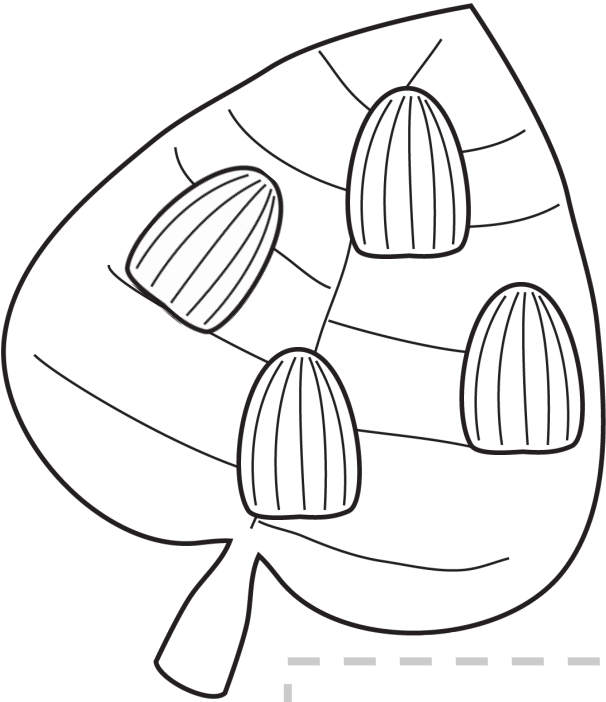
Egg – Caterpillar – Chrysalis – Butterfly

Next, children should glue the name labels underneath each picture.


Finally, staple the ends of the paper together to make a hat.

Name _____

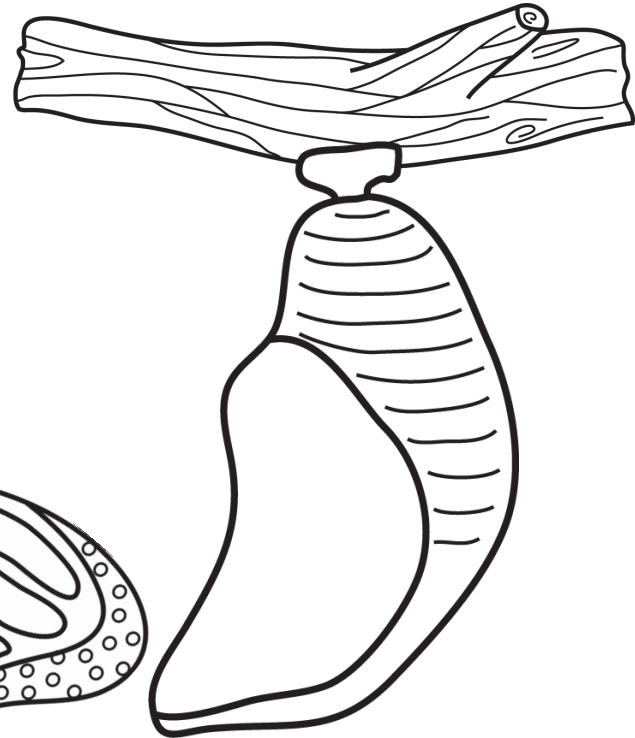
life cycle hat




Egg



Caterpillar



Chrysalis



Butterfly