

# QR Code Skip Counting Task Cards

QR (or Quick Response) codes are a great way to make task cards more engaging by integrating technology into your lesson! An iPad, or similar electronic device, with a scanning app installed will do the trick.

These task cards help students to practice their skip counting by 2, 5 and 10. There are a series of boxes on each task card with one number in a box. The student starts at that number and skip counts. Students will need to count up and down depending on the placement of the starter number.

This QR code resource is perfect for individual practice. Students can work individually scanning the codes to check their answers.



For best use, I recommend printing the task cards in color and laminating for durability. Once the cards are laminated, students can use a dry erase marker to write their numbers in the boxes on the task cards. Then just erase and they're ready to practice again later.

You will need a QR code reader to use this resource. You do not need Internet access to get the answers. The answers are embedded in the code and will display on your reader when scanned. There are many FREE apps available for Apple and Android devices.

A scanned answer will appear like this "2 → [4] → 6 → 8 → 10 → 12." In this example, the brackets around the 4 mean that was the starter number. The other numbers are the correct answers for the task card. Happy Scanning!



Count by 2

4

Scan for the answer!  



Count by 2

24

Scan for the answer!  



Count by 2

18

Scan for the answer!  



Count by 2

36

Scan for the answer!  



Count by 2

62

Scan for the answer!  



Count by 2

76

Scan for the answer!  



Count by 2

40

Scan for the answer!  


Count by 2

90

Scan for the answer!  


Count by 5

10

Scan for the answer! → 


Count by 5

25

Scan for the answer! → 


Count by 5

30

Scan for the answer! → 

Count by 5



40

Scan for the answer! → 





Count by 5

55

Scan for the answer!  



Count by 5

75

Scan for the answer!  



Count by 5

90

Scan for the answer!  


Count by 5


95

Scan for the answer!  

Count by 10


20


Scan for the answer! 



Count by 10


40


Scan for the answer! 



Count by 10


60


Scan for the answer! 



Count by 10


70

Scan for the answer! 




Count by 10

50

Scan for the answer! → 


Count by 10

90

Scan for the answer! → 


Count by 10

80

Scan for the answer! → 

Count by 10

110

Scan for the answer! → 



Thank you for downloading this free printable.

We hope you love it as much as we do!

**Clip Art Used:**

<https://www.teacherspayteachers.com/Store/Educlips>

**Find more great resources on TPT!**

<https://www.teacherspayteachers.com/Store/SunnyDaze>

<https://www.teacherspayteachers.com/Store/Playdough-To-Plato>

