



THANK YOU!!

Thank you for downloading this activity pack. It is my hope that Playdough to Plato is a helpful source of fun, creative learning activities for your classroom or homeschool.

I depend on site visits to be able to provide you free resources. If you would like to share these activities with friends, please invite them to download it from the webpage. Every visit counts.

I hope you'll take some time to look around for more motivating activities. During your visit, be sure to sign up for our free email list so that you're always the first to know about our printables, science activities, literacy centers and more.

Appreciatively,

Malia PLAYDOUGHTOPLATO@GMAIL.COM

FIND MORE

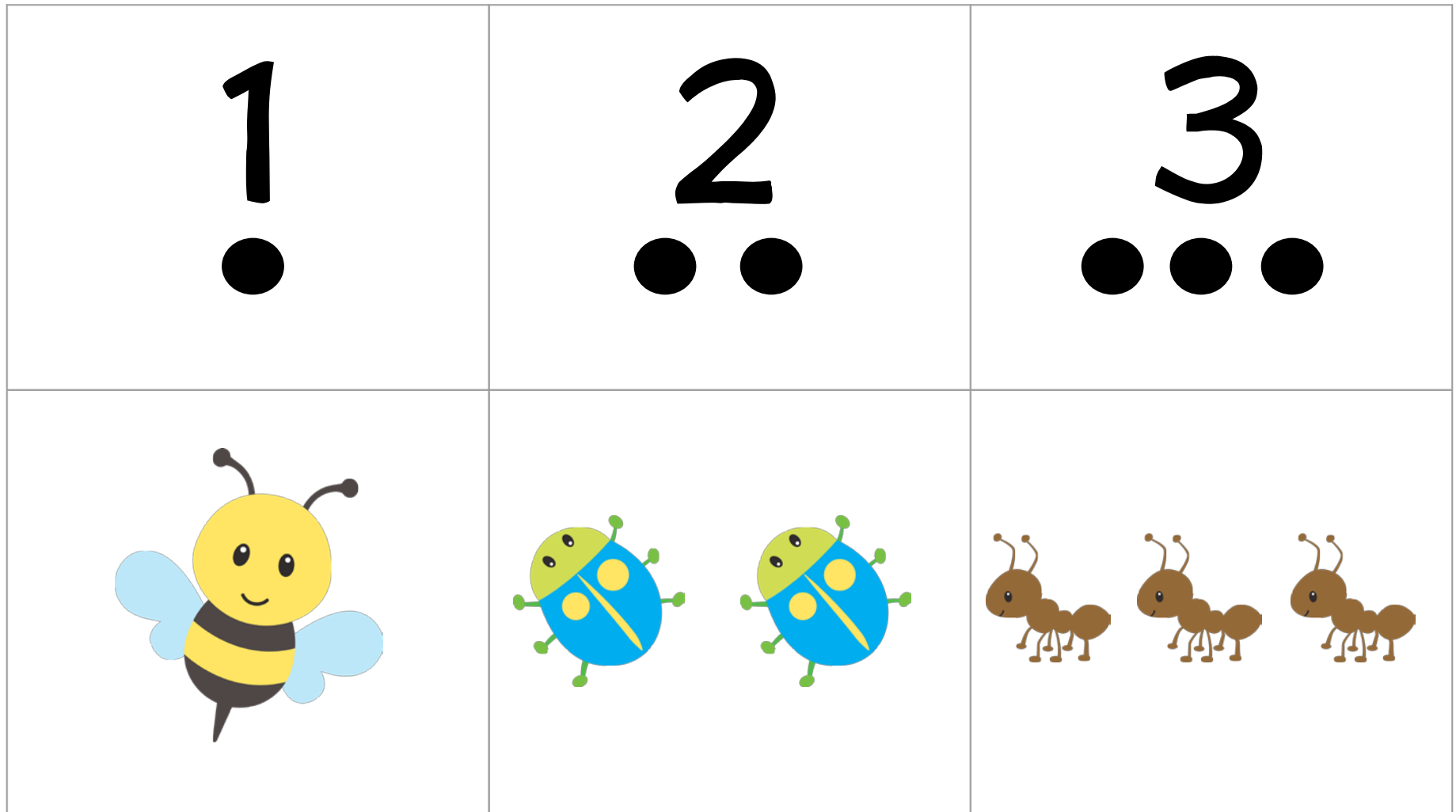
Our Shop - <http://www.playdough2plato.com/shop/>

Teachers Pay Teachers - <https://www.teacherspayteachers.com/store/malia-at-playdough-to-plato>

Facebook - <https://www.facebook.com/playdough2plato>

Pinterest - <http://www.pinterest.com/playdough2plato/>

Instagram - <http://instagram.com/playdough2plato/>



Directions: Cut along the grey line to separate the cards. Then, invite children to play one of several ways:

- Mix up the number cards and have children arrange them in 1,2,3 order.
- Lay the number cards out in 1,2,3 order and have children place the matching bug card underneath each number.
- Spread the cards out face down on a flat surface. Have players take turns flipping over two cards at a time as they try to find matching pairs of number and bug cards {ex. 1 and the bee}. Each time a player finds a pair, he adds it to his winning pile. The player with the most matches when all cards have been claimed is the winner.





4




5




6



7



8



9

