

PLAYDOUGH to PLATO



Thank you for your download! I hope that Playdough to Plato and The STEM Laboratory are helpful sources of fun, creative learning activities for your classroom or homeschool.

Be sure to follow along with our newest learning activities!

FACEBOOK- [Facebook.com/PlaydoughToPlato](https://www.facebook.com/PlaydoughToPlato) and [The STEM Laboratory](https://www.facebook.com/TheSTEMLaboratory)

PINTEREST- [Pinterest.com/Playdough2Plato](https://www.pinterest.com/Playdough2Plato)

INSTAGRAM- [Instagram.com/Playdough2Plato](https://www.instagram.com/Playdough2Plato)

Appreciatively,

Malia

playdoughtoplato@gmail.com or theSTEMlaboratory@gmail.com

TERMS OF USE

You are welcome to use this printable for personal or classroom use.

If you would like to share these printables with friends, please invite them to download their own copy from the URL where you found it. I depend on website visitors to provide free printables.

You may not sell or in any way profit from this electronic file.

You may not store or distribute this file in any other website or another location where people may download it (ex. Dropbox, Facebook groups, 4Shared).

GRAPHICS CREDIT

Our clip art was created by Sculpt Designs - <https://www.teacherspayteachers.com/Store/Sculpt-Designs>

And Zip-a-Dee-Doo-Dah Designs -

<https://www.teacherspayteachers.com/Store/Zip-a-dee-doo-dah-Designs>

LEGO games

Addition to 5

Give each group a game board, a die, LEGOS and enough game pieces (dry pasta, coins, etc.) for each player to have one.

Each player starts with zero bricks. Player One rolls the die, moves her game piece and adds the number of bricks written on the space to her stack.

Then the next player takes a turn. The player with the most bricks when all players have reached the end wins.

Subtraction within 5

Give each group a game board, a die, LEGOS and enough game pieces (dry pasta, coins, etc.) for each player to have one.

Each player starts with a tower of 25 bricks. Player One rolls the die, moves her game piece and takes off the number of bricks written on the space from her stack.

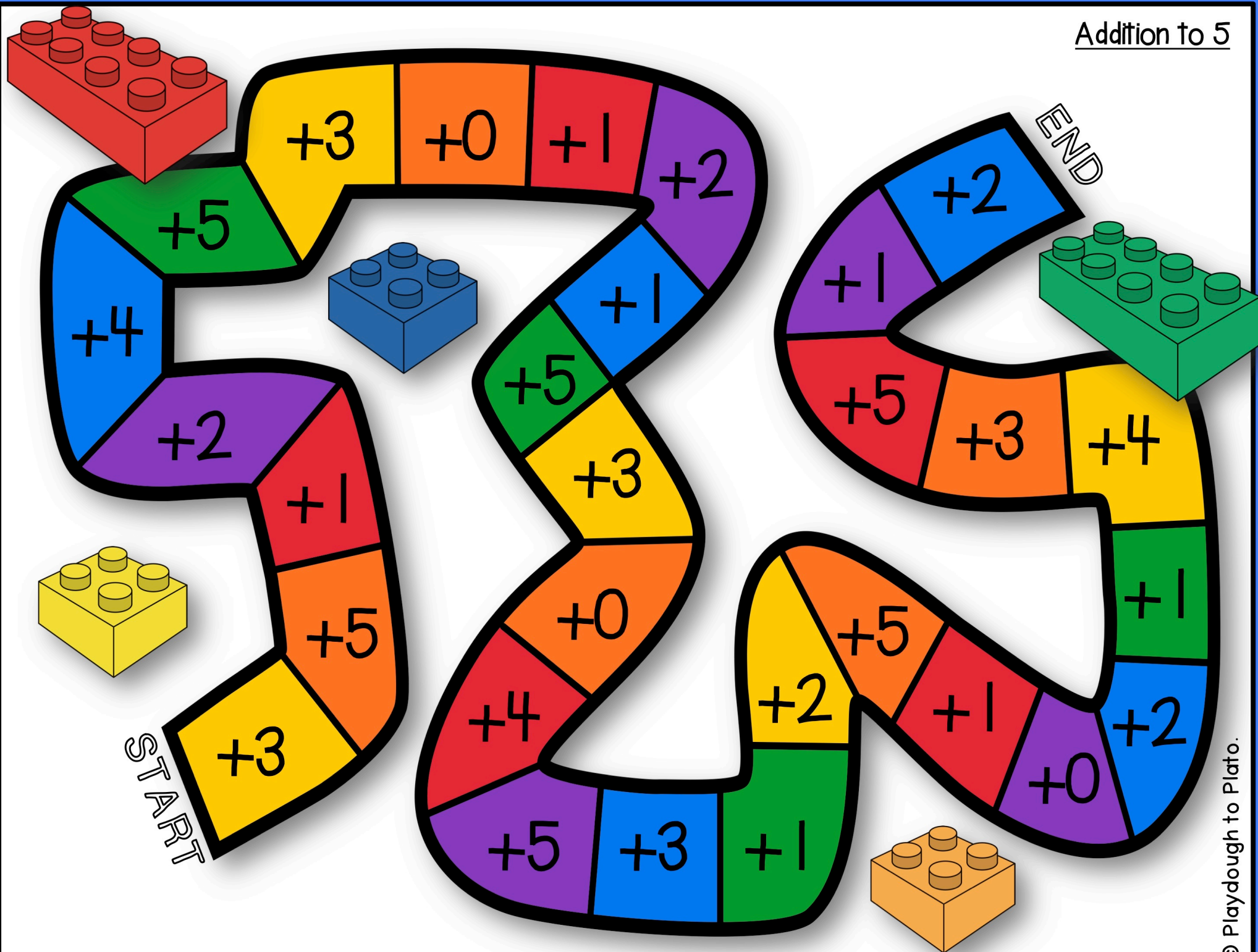
Then the next player takes a turn. The player with the fewest bricks when all players have reached the end wins.

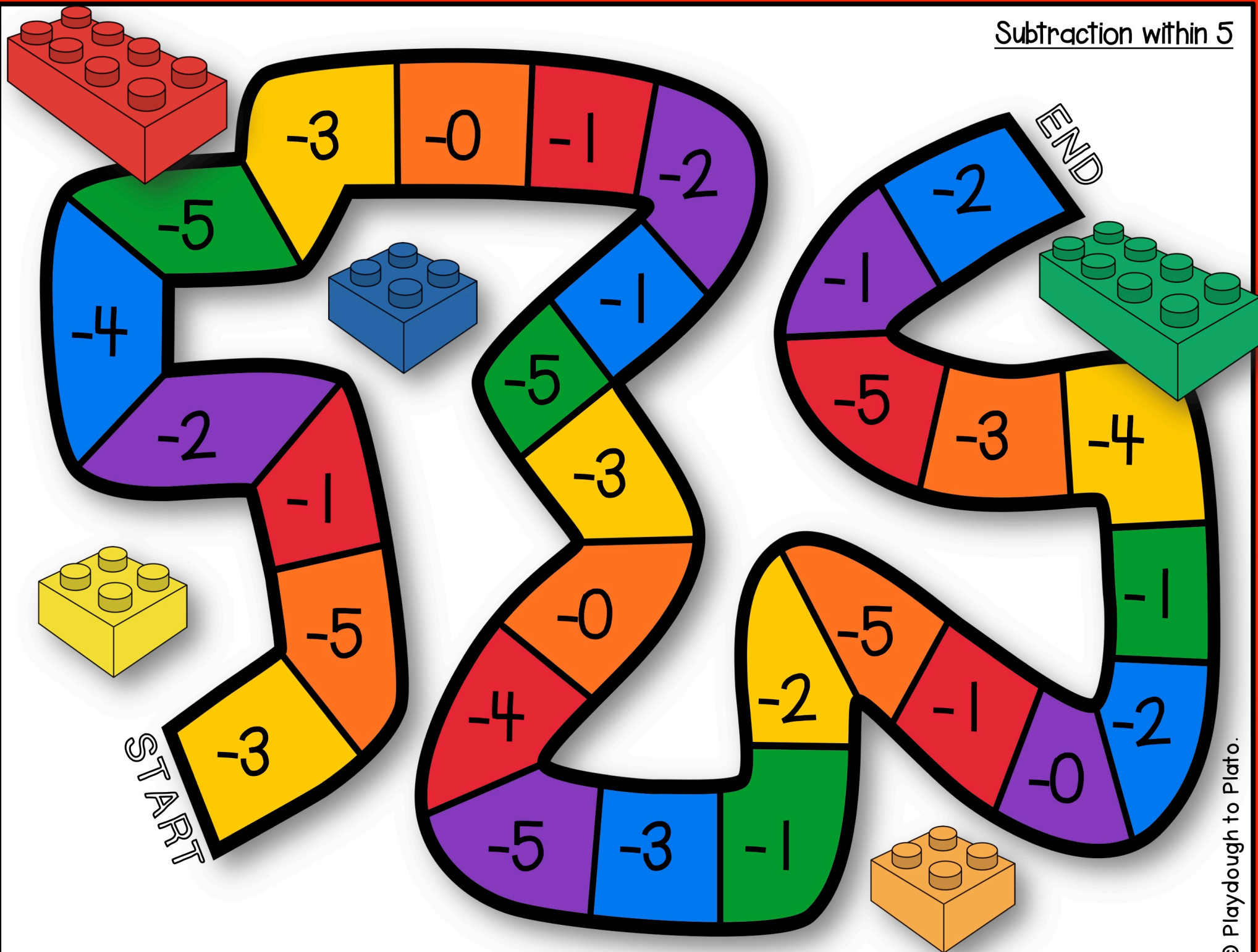
Addition and Subtraction

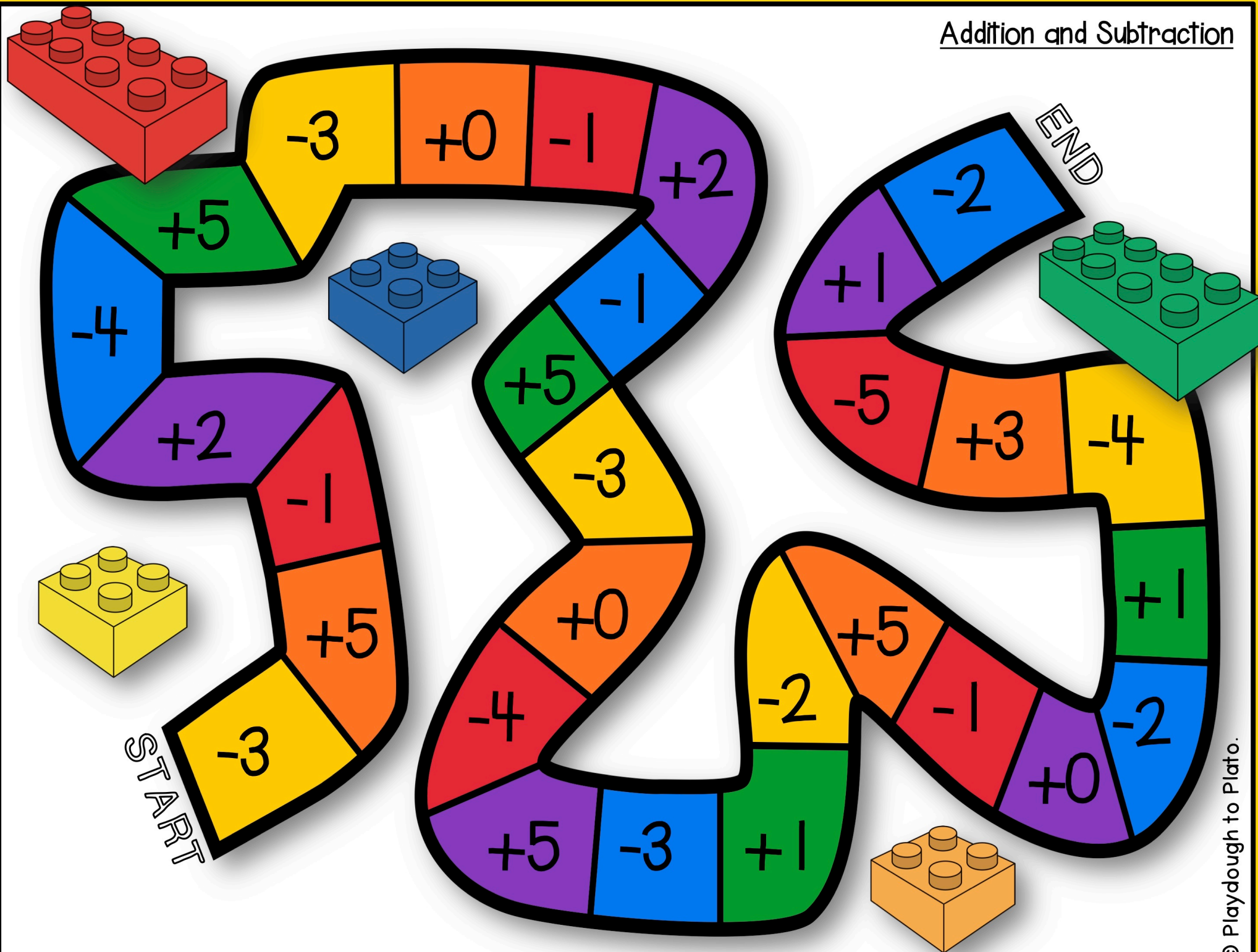
Give each group a game board, a die, LEGOS and enough game pieces (dry pasta, coins, etc.) for each player to have one.

Each player starts with a tower of 10 bricks. Player One rolls the die, moves her game piece and adds or subtracts the number of bricks written on the space from her stack.


Then the next player takes a turn. The player with the most bricks when all players have reached the end wins.







love these? find more!



super cool
science kit



30
EDITABLE SIGHT
WORD GAMES



© Playdough to Plato.



Available on...

Playdough to Plato & Teachers Pay Teachers.